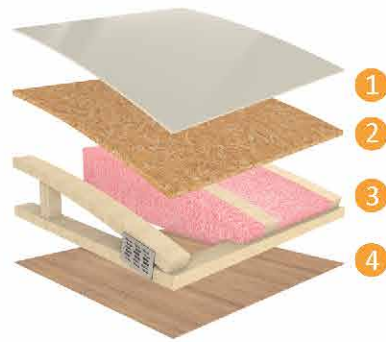




DUTCHMEN® CONSTRUCTION ADVANTAGE




Durable Roof Structure

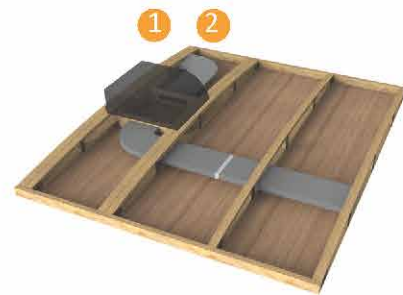
- 1 TPO Roof
- 2 3/8" Decking
- 3 Fiberglass Insulation
- 4 Lauan Interior Panel

Insulated Structure

- 1 Metal Exterior Panel
- 2 Wood Frame with R7 Thermal Insulation
- 3 Lauan Interior Panel



- 1
- 2
- 3



Superior AC Cooling

- 1 Insulated Ducting
- 2 Even Cooling Throughout

MORE STANDARD FEATURES MORE VALUE

Dutchmen RVs turn more heads on the lot and in the campground than any other. Why? While other manufacturers offer features as options, Dutchmen tends to make those same features standard. Call it "bang for the buck," "more for your money," or simply "more value." We've built a reputation for bringing RV owners more standard features for less money for more than 25 years . . . and it's a reputation we plan to keep.



100% PRE-DELIVERY INSPECTION

At Dutchmen, quality is standard. Every single Dutchmen RV that comes off the line receives its own pre-delivery inspection. Every unit undergoes a thorough 253-point check to ensure accurate measurements, fully-functional electronics and components.



THE INDUSTRY'S BEST RV WARRANTY

With this industry-best warranty, we take the guessing game out of what is and isn't covered. So, that means you don't have to wrangle over the details, because we deliver value by clearly outlining the major components we back during the first three years.



THE LEADER IN PARTS AND SERVICE

Replacement parts. Routine checkups. Expert advice. You name it and we've got it covered. When only the best RV services will suffice, our industry-leading parts and service department is ready to help you get back on the road - and stay there longer than ever before.



ASPEN TRAIL LE

*Length is defined as the distance from the centerline of hitch pin/coupler to rear bumper of trailer. **Our weights represent how most units are built, inclusive of many commonly-ordered options. ***Fresh water capacity includes water heater capacity.

DISCLAIMER: Product information is as accurate as possible as of the date of brochure publication. All features, floor plans and specifications in this brochure are subject to change without notice. Please consult Dutchmen's website at www.Dutchmen.com for current product information and specifications. Tow Vehicle Disclaimer. CAUTION: Owners of Dutchmen recreational vehicles are solely responsible for the selection and proper use of tow vehicles. All customers should consult with a motor vehicle manufacturer or their dealer concerning the purchase and use of suitable tow vehicles for Dutchmen products. Dutchmen disclaims any liability or damages suffered as a result of the selection, operation, use or misuse of a tow vehicle. DUTCHMEN'S LIMITED WARRANTY DOES NOT COVER DAMAGE TO THE RECREATIONAL VEHICLE OR THE TOW VEHICLE AS A RESULT OF THE SELECTION, OPERATION, USE OR MISUSE OF THE TOW VEHICLE. REFERENCE DUTCHMEN MANUFACTURING OWNERS MANUAL FOR LIMITED WARRANTY DETAILS. © 2020 Dutchmen 12-2019-ASPENTRAIL-LE-Printed in U.S.A

PO BOX 2000 | 2164 CARAGANA COURT | GOSHEN, IN 46527 | SALES 574.537.0600

www.dutchmen.com

Visit us online to see all the Dutchmen brands, innovative models and spacious floor plans.



Travel Trailers



ASPEN TRAIL LE

Adventure Awaits

Whether your trail leads across this great country or simply a staycation, the Aspen Trail LE is your basecamp. Aspen Trail LE is a lightweight travel trailer offering floor plans designed to maximize space and comfort yet engineered to accommodate smaller tow vehicles.

- **Aspen Trail Power Package** - Aspen Trail Power Stabilizers, Power Awning and Power Tongue Jack make setting up and breaking down your campsite a breeze.
- **Larger Refrigerator** - large 7 cu. ft. gas/electric refrigerator to store all your essentials with less trips to the store.



INTERIOR DECOR



Titanium

Standard Features In Every Floor Plan



* Not all features available on Single Axle Models



ASPEN TRAIL LE 1760BH
Length: 21' 5" Weight: 3,202 lbs. Sleeps: 4-6
Hitch: 407 lbs. Height: 9'9"



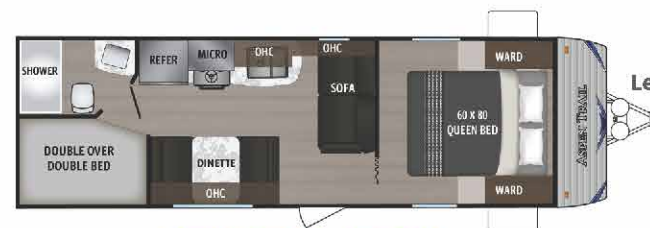
ASPEN TRAIL LE 1850RB
Length: 21' 5" Weight: 3,121 lbs. Sleeps: 2-4
Hitch: 440 lbs. Height: 9'9"



ASPEN TRAIL LE 1950BH
Length: 23' 5" Weight: 3,730 lbs. Sleeps: 6-8
Hitch: 502 lbs. Height: 9'11"



ASPEN TRAIL LE 1980BHS
Length: 23' 8" Weight: 4,226 lbs. Sleeps: 4-6
Hitch: 564 lbs. Height: 10'8"



ASPEN TRAIL LE 25BH
Length: 28' 8" Weight: 4,588 lbs. Sleeps: 6-8
Hitch: 492 lbs. Height: 10'6"



ASPEN TRAIL LE 26BH
Length: 30' 8" Weight: 5,719 lbs. Sleeps: 7-9
Hitch: 810 lbs. Height: 11'1"



ASPEN TRAIL LE 29BH
Length: 33' 3" Weight: 6,458 lbs. Sleeps: 7-9
Hitch: 818 lbs. Height: 11'3"

EXTERIOR

- High Output Furnace
- 6 Gal. Gas Water Heater
- 13.5K Roof Mount A/C
- Backup Camera Prep
- Solar Prep
- Spare Tire
- 35 Amp Converter
- 30 Amp Power Cord
- Power Awning w/LED Light
- Power Stabilizer Jacks
- Power Tongue Jack

INTERIOR

- 3 Burner Range (select models)
- Galley Sink w/High Rise Faucet
- LED Interior Lighting
- Upgraded Residential Flooring
- 7 cu. ft. Gas/Electric Refrigerator
- AM/FM/MP3 Player
- Full Extension Drawer Guides Throughout

*All information & specifications are for units manufactured after 09/15/2019

To learn more visit our website dutchmen.com